



Roularta
Media Group

Singles Day

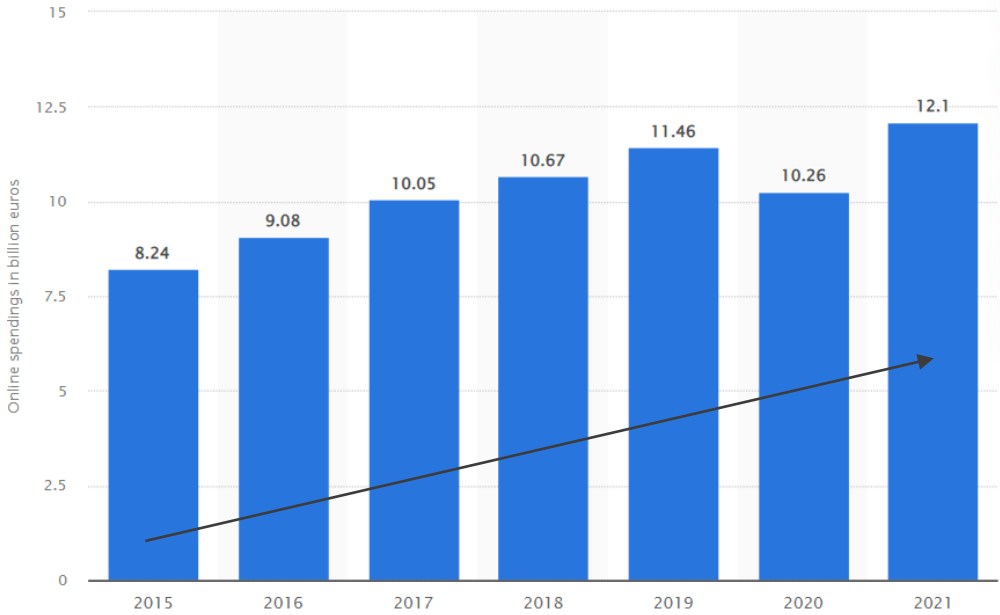
11/11/2022



E-commerce continues to increase in Belgium

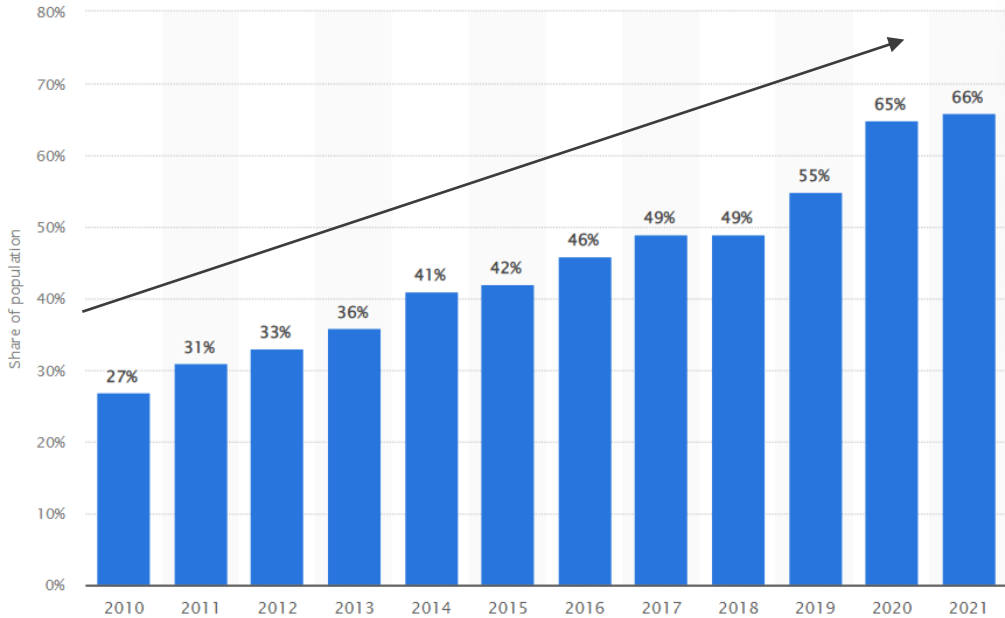
E-Commerce > Key Figures of E-Commerce


Total revenue of e-commerce sales in Belgium from 2015 to 2021 (in billion euros)



E-Commerce > Key Figures of E-Commerce

Share of the population buying goods and services online in Belgium from 2010 to 2021





E-commerce & Roularta

On average **72%** of Roularta website visitors buys at least once a month something online, compared to **56%** of total population. Roularta visitors are thus more inclined to buy online.

47% of Datanews visitors buys at least once a week online, compared to only **19%** of total population. The same goes for Trends Style (47,8%), Feeling/GAEL(43%) and Knack Focus (55,6%)



Online offer Singles' Day: 8.750€

Media value 10.265€. Media budget 7.000€. 32% Discount!

Realization cost & social boost Advertorial: 1.750€

1. PRA Advertorial Pack (Knack (NL), Levif (FR), Libelle (NL), Femmes d'aujourd'hui (FR), Libelle Mama (NL), Femmes Maman (FR))
 - 4€/PV
 - 1.500 guaranteed pageviews
 - Min 1 week
2. Social extension (former CTC)
 - 7,06 CPM
 - 250.000 impressions
 - 1 week
3. Display impact – E-commerce
 - 25 CPM
 - 100.000 impressions
 - 1week



Roularta Advertising



We Make It Personal

Raketstraat 50, 1130 Brussel, www.roularta-advertising.be